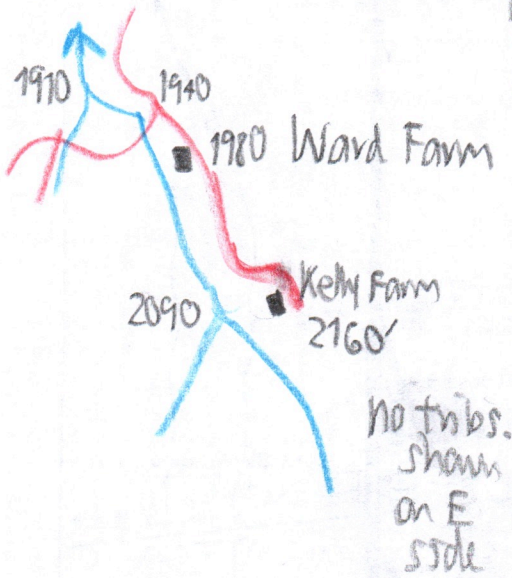
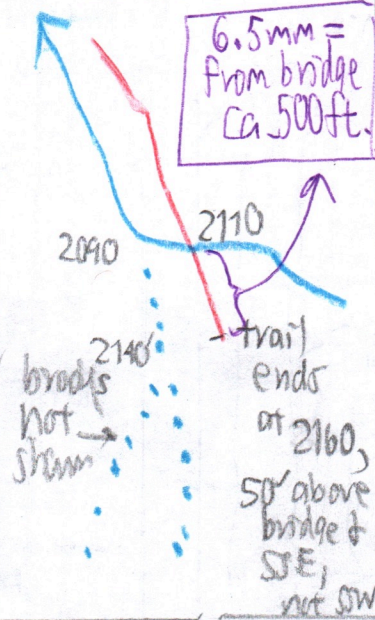


1901-1904 Minville Quad
 Show this



1945
 Arena
 Quad

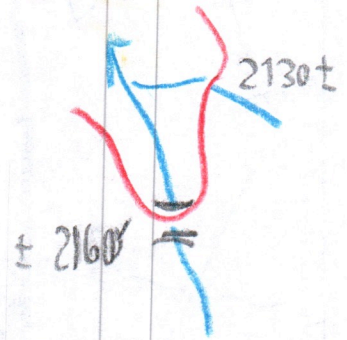


Kelly Farm

270-115

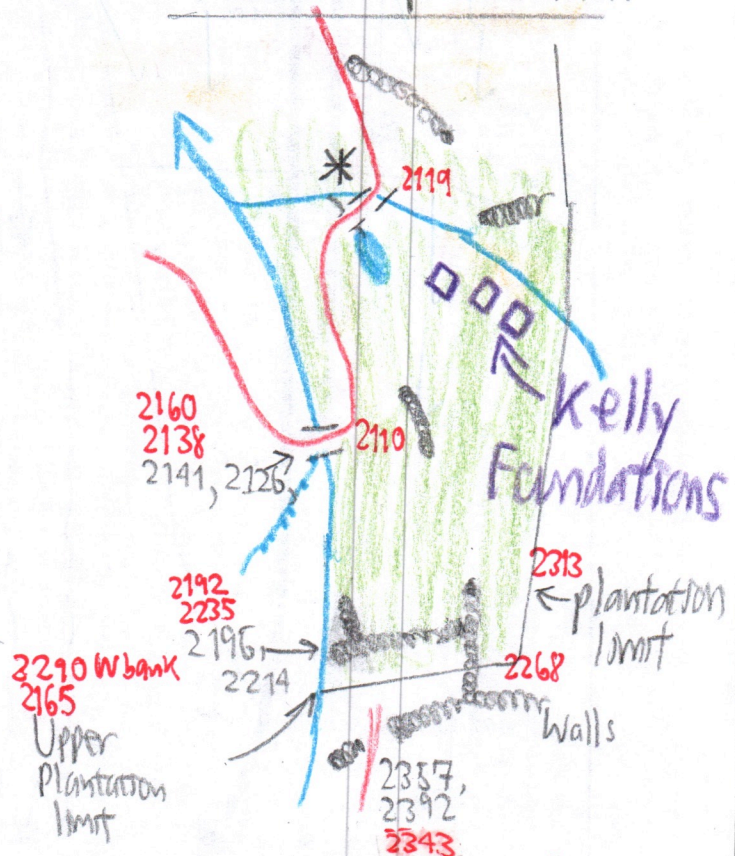
5/26/17

Kilmer Map shows tran
 bridge at



These are
 clues to locating the
 Kelly Farm, made
 on 5/26/17, the day
 before the field trip.

MK Plantations map
 4/23/17 p. 270-11 ff



See MK
 notes
 p. 270-65
 farm road?
 ends at *?
 No. It
 continues
 up to SE to
 Kelly
 farmhouse.

earlier elev. calc. in red
 from pp. 270-18, 270-31, 270-34,
 270-91